











	Chuck Size inch(mm)	Free Speed R.P.M	Avg. Air Consumption CFM (L/min)	Air Pressure PSI (bar)	Overall Length Inch (mm)	Net Weight LBS kg		Air Hose Inch	Sound Pressure dBA	Vibration Level m/s ²
		 No				 lb	 kg			
QE-441	1/2"(13)	1100	4.0(112)	90(6.3)	10-53/64"(270)	3.5	1.58	3/8"	90.0	3.0