











| Traction Power | Stroke Length | Capacity | Air Pressure | Avg. Air Consumption | Net Weight | | Air Hose | Sound Pressure | Vibration Level |
|---|---|---|---|--|---|---|---|---|---|
| lb.-f(kg.-f) | mm | mm | PSI (bar) | L/cycle | LBS | kg | Inch | dBA | m/s ² |
|  |  |  |  |  |  |  |  |  |  |
| 2612(1185) | 22 | 2.4-4.8 | 90(6.3) | 1.48 | 3.3 | 1.50 | 3/8" | 79.7 | 0.4 |