











Traction Power	Stroke Length	Capacity	Air Pressure	Avg. Air Consumption	Net Weight		Air Hose	Sound Pressure	Vibration Level
lb.-f(kg.-f)	mm	mm	PSI (bar)	L/cycle	LBS	kg	Inch	dBA	m/s ²
									
2303(1045)	16	2.4-4.8	90(6.3)	1.48	3.3	1.50	3/8"	79.7	0.3