




	Square Drive	Bolt Capacity	Torque Range	Max Torque		Free Speed	Avg. Air Consumption	Air Pressure	Overall Length	Net Weight		Air Hose	Sound Pressure	Vibration Level
	Inch	Inch (mm)	FT-LB (Nm)	FT-LB	Nm	R.P.M	CFM (L/min)	PSI (bar)	Inch (mm)	LBS	kg	Inch	dBA	m/s²
														
NC-4258	1/2"	5/8"(16)	150-300(203-407)	400	542	7000	4.2(119)	90(6.3)	7-1/4"(185)	5.6	2.50	3/8"	93.2	4.4